



Play, Learn and Grow Together

Policy on E-Safety and the Acceptable Use of ICT

ICT has become an integral part of everyday life and, when used effectively, can help to enhance the teaching and learning of all pupils. ICT, access to the internet and emerging new technologies are used in Hart Memorial Nursery to further develop the learning experience. However, the use of these ICT developments also brings risk and this risk is managed by staff, in line with this e-safety policy.

In order to help minimise the risks:-


- Children only have access to the internet through adult-led activities.
- Children are encouraged to apply the SMART tips when accessing the internet (see Appendix 1)
- The Principal/ICT Team keep abreast of e-safety through a wide variety of training opportunities and ensure that this information is shared with all staff through relevant training and support.
- Parents and carers receive an eSafety Advice Leaflet from Nursery and this includes a safety advice checklist for the Under 5s (see Appendix 2)
- All staff have received a copy of this eSafety policy and signed the Code of Conduct for acceptable use and Teacher Use of iPads policy
- All staff have usernames and passwords which are updated regularly and are not shared with pupils.
- The school's internet traffic and emails are all conducted through the C2K system
- This policy is updated and reviewed in line with the school's policy review schedule.
- Important eSafety messages are shared with children as appropriate to their level of understanding, for example, through eSafety activities every term and Safer Internet Day.
- The school website only publishes photos of children with prior parental consent.
- Any photos on the school website are nameless and have general caption statements only.

We, in the Nursery, adhere to and follow the policy and procedure for E- Safety as of the main school.


A hard copy is available on request.

Reviewed: November 2019

Be smart on the internet




Childnet
International
www.childnet.com



S

SAFE


Keep safe by being careful not to give out personal information when chatting or posting online. Personal information includes your email address, phone number and password.



M

MEETING


Meeting someone you have only been in touch with online can be dangerous. Only do so with your parents' or carers' permission and even then only when they can be present. Remember online friends are still strangers even if you have been talking to them for a long time.



A

ACCEPTING


Accepting emails, IM messages, or opening files, pictures or texts from people you don't know or trust can lead to problems – they may contain viruses or nasty messages!



R

RELIABLE

Someone online might lie about who they are, and information on the internet may not be true. Always check information with other websites, books or someone who knows.




T

TELL

Tell your parent, carer or a trusted adult if someone or something makes you feel uncomfortable or worried, or if you or someone you know is being bullied online.

You can report online abuse to the police at www.thinkuknow.co.uk

**THINK
U
KNOW**
CO.UK




www.kidsmart.org.uk

KidSMART



Visit Childnet's Kidsmart website to play interactive games and test your online safety knowledge. You can also share your favourite websites and online safety tips by Joining Hands with people all around the world.



Childnet International © 2008 Registered Charity no. 500178



Under 5's checklist

START setting some boundaries now - it's never too early to do things like set limits for the amount of time they can spend on the computer

KEEP devices like your mobile out of reach and make sure you have passwords/PINs set up on them for the times you might lend them to your child... or for when they simply get hold of them themselves!

CHECK the age ratings and descriptions on apps, games, online TV and films before downloading them and allowing your son or daughter to play with or watch them

EXPLAIN your technology rules to grandparents, babysitters and the parents of your child's friends so that they also stick to them when they're looking after your child

REMEMBER that public Wi-Fi (e.g. in cafés) might not have Parental Controls on it - so, if you hand over your iPad to your child while you're having a coffee, they might be able to access more than you bargained for

SET the homepage on your family computer or tablet to an appropriate website like CBeebies